




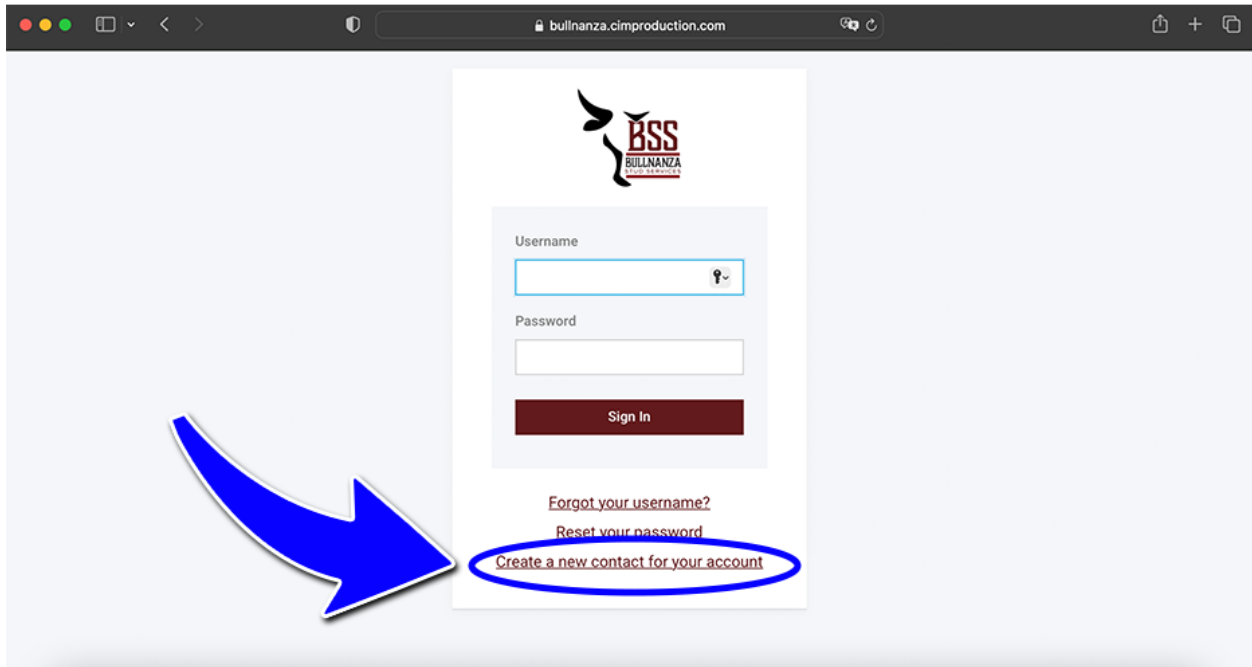
How to Create a Bullnanza Account:

- Start by going to bullnanza.com
[Home - Bullnanza Stud Service - Bull Semen Collection Facility](#)
- Click Login/Create Account

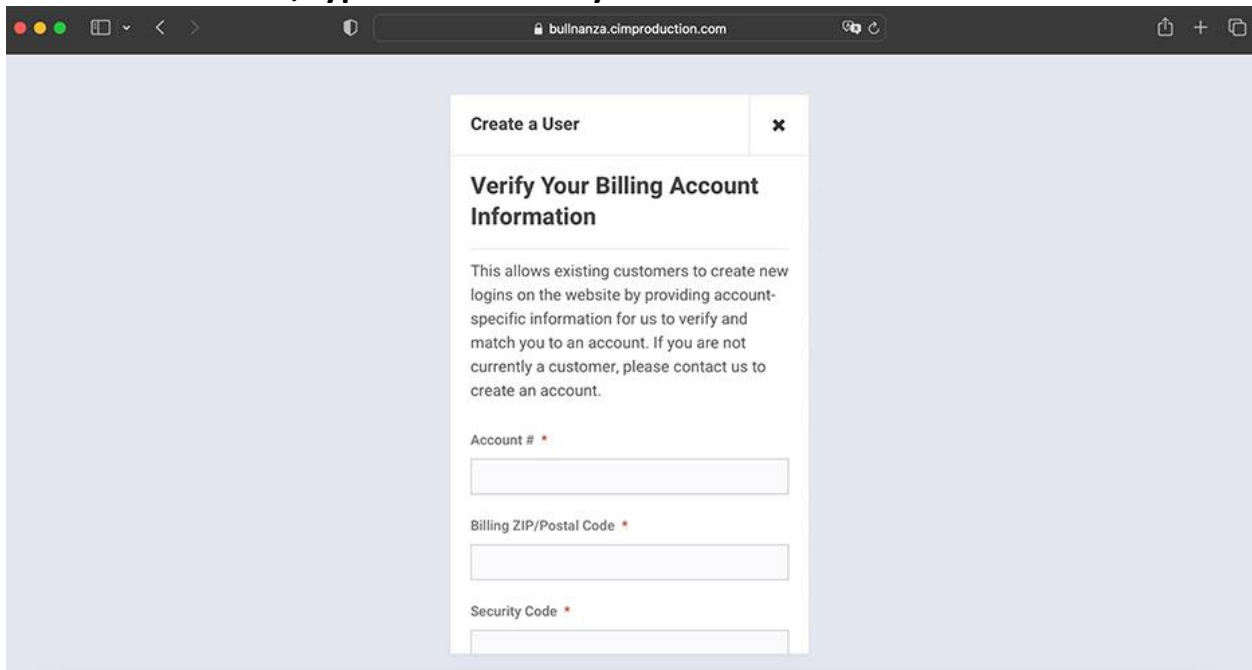


(NEXT PAGE)

- Now click Create a New Contact for Your Account



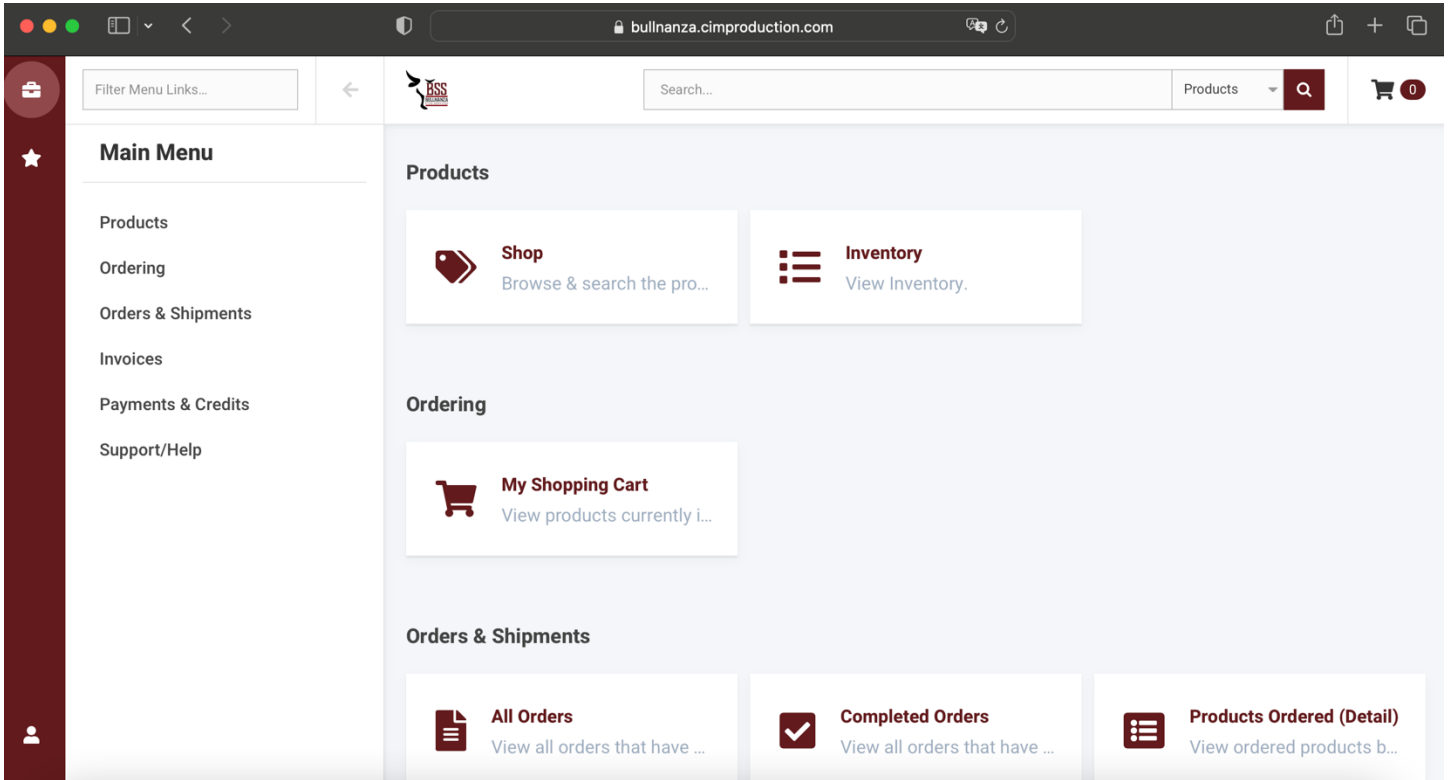
- You will then fill out the Create a User Form.
- Your Account # is your Customer Number with Bullnanza.
*This will be at the top right-hand side of your monthly statement.
These are LETTERS, NOT NUMBERS
Most customer numbers begin with your last name or ranch name.
If you have trouble with this, please call our office. 405-377-8037*
- Then fill out your billing zip code. If this step does not work, contact the office to update account information.
- Next, type in the security code at the bottom of the screen.



(NEXT PAGE)

- You now have an account!
- **Shop Tab:** This tab is where you can find semen for sale.
- **Inventory Tab:** This tab is where your personal inventory will be located.
- **My Statement Tab:** This is will have your current statement information. Open orders, invoices, and adjustments.

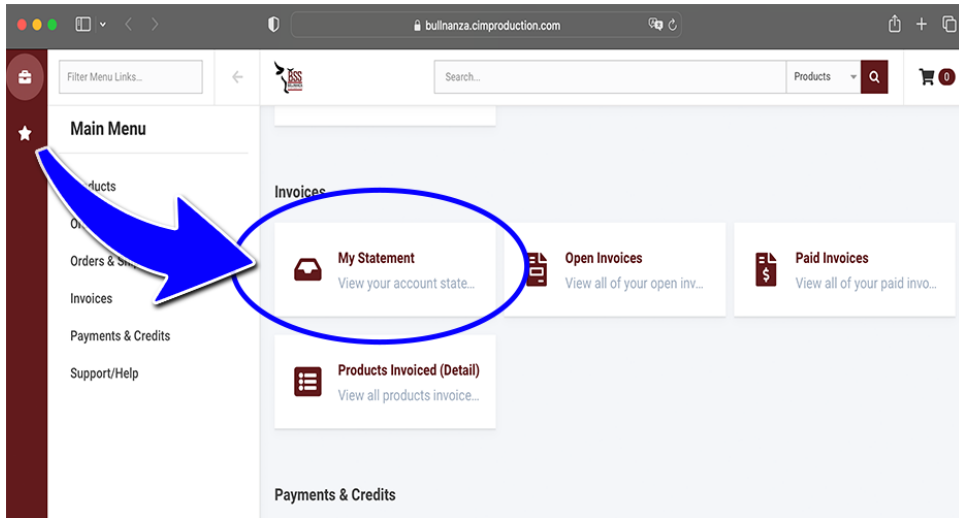
Other tabs below will show details about your history with Bullnanza such as shipment history, sales orders, etc.



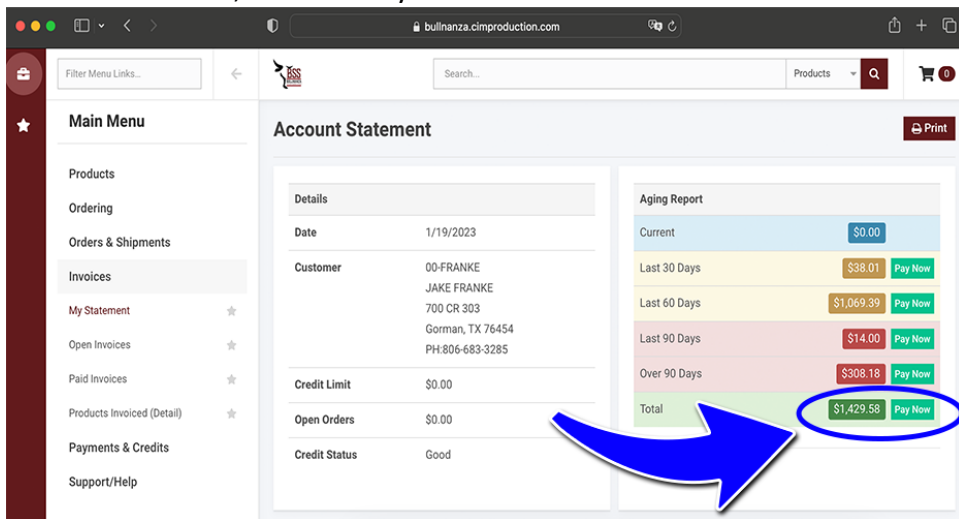
How To Make A Payment (NEXT PAGE)

How To Make A Payment

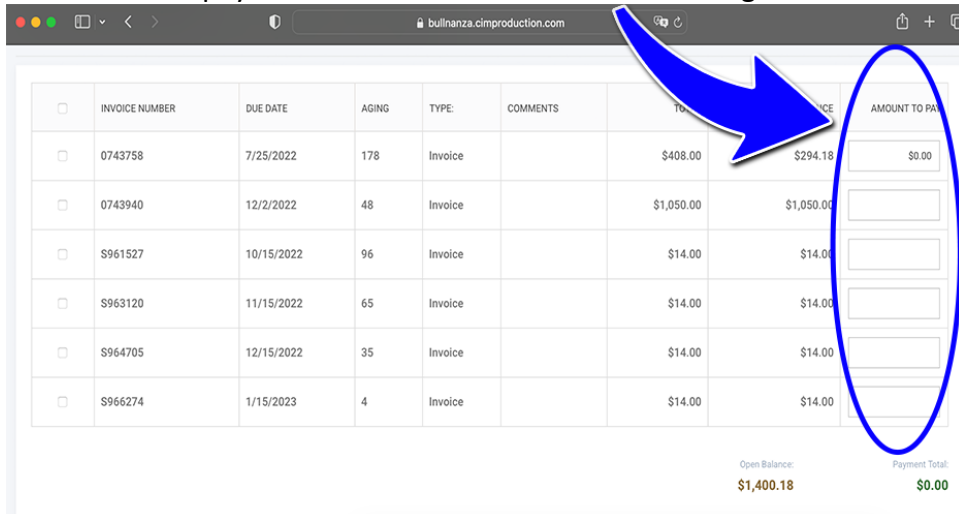
Scroll down on the dashboard until you see My Statement. Click on My Statement.



Next, click the Pay Now button next to the total.



Fill out the amount you would like to pay on each invoice.
The payment total will show at the bottom in green.



Next, you will submit your credit card information.

Secure Payment
All transactions are protected using 128-bit encryption

Payment Method
Credit or Debit Card Bank Account

Card Information
Enter Card Info

Please enter credit or debit card information. We accept:
VISA American Express Discover

Make Payment

Payment #:
To Be Determined
Date:
1/18/2023 4:57:38 PM
Account:
ANDREA MURRAY (MURRAYF)
User:
House Contact (00-MURRAYF)
Memo:

This credit card window will pop up. Fill out this information and submit.

Add a Credit Card

Enter your new payment information below

Card number

Name on card

Expiration date
1 2023

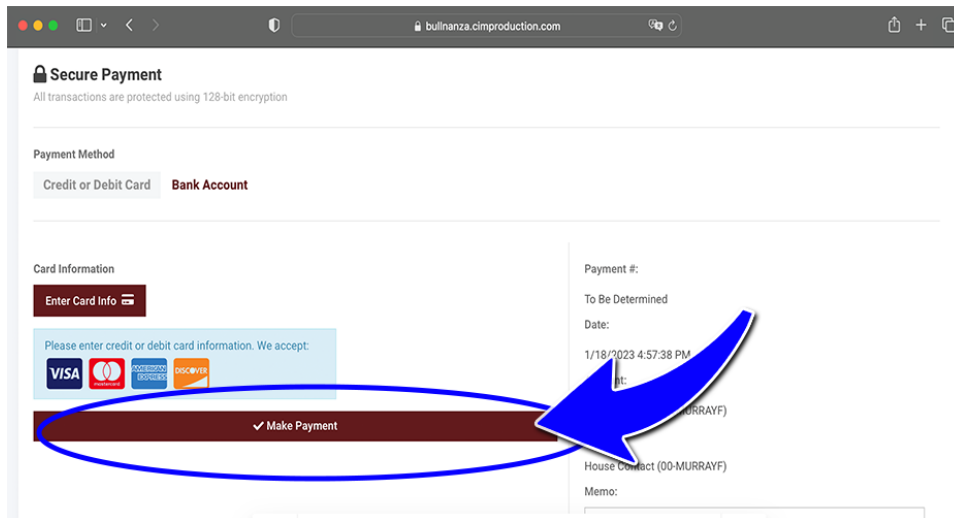
Make this my default payment card

Card Nickname
A friendly name for this card (optional)

Secure Payment Method
All transactions and payment methods are secure

Enter

Once you have submitted the credit card information click the Make Payment Button.
You're finished!



**If you have further questions, please call our office at:
405-377-8037**

**Please visit the main account section to update all billing info on the acct
Some customer numbers have #'s
Check out our order and shipments tab to schedule your next shipment**